

**RALEIGH**

electric bikes **2021**

**4 SEASONS**   
E-BIKE / GOLF CART CENTRE

YOUR LOCAL RALEIGH DEALER IN SURREY





## INDEX

Motus - Crossbar, Open Frame & Low Step styles .....	Page 4
Motus Tour (Derailleur Gear) - Crossbar, Open Frame & Low Step styles .....	Page 6
Motus Tour (Hub Gear) - Crossbar & Low Step styles .....	Page 8
Motus Grand Tour (Derailleur Gear) - Crossbar, Open Frame & Low Step styles .....	Page 10
Motus Grand Tour (Hub Gear) - Crossbar & Low Step styles .....	Page 12
Centros Tour - Crossbar & Low Step styles .....	Page 14
Yucatan - Crossbar style .....	Page 16
Stow-E-Way - Low Step, Foldable style .....	Page 18
Accessories .....	Page 20



# RALEIGH

At 4 Seasons UK we have an incredible range of Raleigh electric bikes to suit various budgets and needs. Whether you're looking for an electric folding bike for your commute or an electric hybrid bike for exploring - we've got the bike for you in our range.

## A little about our E-bike motors:

Bosch Featured on the Raleigh Motus and Centros Range

We use new re-engineered Bosch ebike systems on our Motus range as it offers an innovative new motor which is quiet and reliable. This is combined with the new PowerPack or Powertube in either 300wh, 400WH or 500WH. The range of battery sizes and systems across the Motus and Centros ranges allows you to find the perfect eBike that suits you from a brand you can trust.

The Motus uses the new Bosch Active Line Motor and a 300wh PowerPack, the Motus Tour uses an Active Line Motor and 400wh Powerpack and the Motus Grand Tour uses the Active Line Plus Motor with the 500wh PowerPack. Our Centros models use the fully integrated Bosch 500WH Powertube which gives the bike a sleek and ergonomic finish.

Active Line Plus Motor - The Active Line Plus motor offers an almost completely noise free experience and a higher level of pedal rate detection to improve cycling efficiency so you can get the maximum enjoyment out of your journeys. What's more, with a maximum assistance output of 270% you'll find the hills a breeze compared to a regular bike. The Bosch Active Line Plus motor is compatible with both the derailleur and hub gear systems.

Wherever you're heading, our Raleigh models with an Active Line or an Active Line Plus motor will get you where you want efficiently and effectively.









## MOTUS - Crossbar

Wheel Size :	26 inch
Colour Options :	● Dark Blue
Frame Sizes :	48, 52 & 56cms
Frame Shape :	Crossbar
Motor:	300WH Bosch Active Line
Battery Range :	76 miles approx.
RRP :	£2000
Gears :	7
Braking system :	Hydraulic Disc Brake
Battery Integration :	External

Cycling can be a great workout – but it doesn't have to be. Say goodbye to jelly legs and hello to an effortless ride with the Motus – the electric hybrid bike for everyday life. With a powerful Bosch motor, the Motus makes easy work of long journeys and sharp inclines. You'll never have to push your bike up a hill again.

Along with the technical stuff, the Motus sports disc brakes, reflective tyres, a traditional bell, an adjustable handlebar stem, a 300WH battery and a 7-speed gear shifter. Wrapped up in a beautiful frame, this e-bike is a true joy to ride.

Perfect for city riding, roads and cycle paths, the Motus offers sophisticated tech at an affordable price point. A super-lightweight Bosch motor adds power to your pedalling, with a near-noiseless design allowing you to ride in complete, uninterrupted peace. Providing an energy output of up to 250% of your pedal power, get ready to cover a lot of ground with ease. No more showing up at the office looking as though you've been caught in the rain. (Unless it's actually raining. As amazing as our bikes are, they can't control the weather. Yet.) When you're ready to work up a sweat, a Purion Display lets you switch between four different modes, so you can put in as much (or as little) effort as you fancy.

### KEY FEATURES

**Bosch 300wh PowerPack** - A reliable, long lasting energy storage with ergonomic designs. The 300WH battery will allow you to ride for up to 80 miles on a single charge.

**Bosch Active Line Motor** - Re-engineered Active Line Motor from Bosch - feather light and quiet. The newly re-designed Active Line motor is 25% smaller than its predecessor, weighs in at a feather light 2.9kgs and is almost completely noise free so you can get the maximum enjoyment out of your journeys.

**Bosch Purion Display** - Bosch displays show everything you need to know whilst riding. The simple and compact Purion Display offers all the essential information you'll need to know whilst riding and allows you to easily switch between the four modes to find the right level of assistance.



**Bosch Purion**  
Bosch displays show everything you need to know whilst riding. The simple and compact Purion Display offers all the essential information you'll need to know whilst riding and allows you to easily switch between the four modes to find the right level of assistance.



**Bosch 300wh PowerPack**  
A reliable, long lasting energy storage with ergonomic designs. The 300WH battery will allow you to ride for up to 80 miles on a single charge.



## MOTUS - Open Frame



Wheel Size :	26 inch
Colour Options :	● Red
Frame Sizes :	44, 48 & 52cms
Frame Shape :	Open Frame
Motor:	300WH Bosch Active Line
Battery Range :	76 miles approx.
RRP :	£2000
Gears :	7
Braking system :	Hydraulic Disc Brake
Battery Integration :	External

## MOTUS - Low Step



Wheel Size :	26 inch
Colour Options :	● Dark Grey or ○ Silver
Frame Sizes :	46, 50 & 54cms
Frame Shape :	Low step
Motor:	300WH Bosch Active Line
Battery Range :	76 miles approx.
RRP :	£2000
Gears :	7
Braking system :	Hydraulic Disc Brake
Battery Integration :	External

\* N.B. MOTUS Open Frame & MOTUS Low Step models share key features with MOTUS Crossbar model on previous page including Bosch 300wh PowerPack; Bosch Active Line Motor & Bosch Purion Display





## MOTUS TOUR - Derailleur Gear - Crossbar



Wheel Size :	26 inch
Colour Options :	● Sea Grey
Frame Sizes :	48, 52 & 56cms
Frame Shape :	Crossbar
Motor:	400WH Bosch Active Line
Battery Range :	104 miles approx.
RRP :	£2300
Gears :	8
Braking system :	Hydraulic Disc Brake
Battery Integration :	External

The Motus Tour comes equipped with powerful disc brakes, reflective tyres, a traditional bell, a secure wheel lock, and an adjustable handlebar stem. A comfy suspension saddle and integrated lights guarantee a smooth, safe ride, no matter what time it is. And with a derailleur gear system, you've got all the speeds you need to navigate those sharp inclines.

Perfect for city cycling and long-haul rides alike, the Motus Tour gives you everything you want from an electric hybrid bike, and then some. With a silent Bosch motor providing up to 250% of your pedal power, you can race up hills like they're nothing – no heavy breathing or bike pushing necessary. If you're looking for more of a workout, a handy control panel lets you kick things up (or down) a notch, with a display screen to help you track your journey.

Better for the environment. Better for your soul. Ditch the car and fly through the streets with the Motus Tour, our glorious mid-range e-bike. With a silent motor adding some oomph to your pedalling, the Motus Tour lets you go further and faster than ever before. Whether it's a sweat-free commute or a cross-country trip, this fully equipped electric bike makes getting around easy. Get ready to fall in love with cycling all over again.

### KEY FEATURES

**Bosch 400wh PowerPack** - Lithium ion batteries offer an impressive life expectancy and will last at least 1000 full charges. The 400WH semi-integrated battery will allow you to ride for up to an impressive 108 miles on a single charge

**Bosch Active Line Motor** - Re-engineered Active Line Motor from Bosch - feather light and quiet. The newly re-designed Active Line motor is 25% smaller than its predecessor, weighs in at a feather light 2.9kgs and is almost completely noise free so you can get the maximum enjoyment out of your journeys.

**Bosch Intuvia** - Bosch displays show everything you need to know whilst riding. The sophisticated Intuvia Display offers maximum clarity and convenience with the display screen placed in the centre of the handlebars for easy readability and the control unit is safely on the left handlebar.



#### Bosch Intuvia

Bosch displays show everything you need to know whilst riding.

The sophisticated Intuvia Display offers maximum clarity and convenience with the display screen placed in the centre of the handlebars for easy readability and the control unit is safely on the left handlebar.



#### Bosch 400wh PowerPack

Lithium ion batteries offer an impressive life expectancy and will last at least 1000 full charges.

The 400WH semi-integrated battery will allow you to ride for up to an impressive 108 miles on a single charge



## MOTUS TOUR - Derailleur Gear - Open Frame



- Wheel Size :** 26 inch
- Colour Options :** ● Midnight Blue
- Frame Sizes :** 44, 48 & 52cms
- Frame Shape :** Open Frame
- Motor:** 400WH Bosch Active Line
- Battery Range :** 104 miles approx.
- RRP :** £2300
- Gears :** 8
- Braking system :** Hydraulic Disc Brake
- Battery Integration :** External

## MOTUS TOUR - Derailleur Gear - Low Step



- Wheel Size :** 26 inch
- Colour Options :** ○ White or ● Silver Grey
- Frame Sizes :** 46 & 50cms
- Frame Shape :** Low step
- Motor:** 400WH Bosch Active Line
- Battery Range :** 104 miles approx.
- RRP :** £2300
- Gears :** 8
- Braking system :** Hydraulic Disc Brake
- Battery Integration :** External

\* N.B. MOTUS TOUR Open Frame & MOTUS TOUR Low Step models share key features with MOTUS TOUR Crossbar model on previous page including Bosch 400wh PowerPack; Bosch Active Line Motor & Bosch Intuvia Display





## MOTUS TOUR - Hub Gear - Crossbar



Wheel Size :	26 inch
Colour Options :	● Grey
Frame Sizes :	48, 52 & 56cms
Frame Shape :	Crossbar
Motor:	400WH Bosch Active Line
Battery Range :	104 miles approx.
RRP :	£2400
Gears :	7
Braking system :	Hydraulic Disc Brake
Battery Integration :	External

With power-assisted pedalling boosting your pedal power by up to 250%, the Motus Tour Hub Gear gives you the freedom to go further and faster than ever before. Powered by a feather-light, near-silent Bosch motor, you won't even realise how far you've gone until you check the map. And with a 400WH battery, you can keep pedalling until the power bars run out. Just make sure to stop before you hit the sea!

A fully-equipped electric bike like the Motus Tour gives you everything you need to race through the hills – no sweating necessary. But what's the rush? If you prefer to slow things down and get more of a workout in, the handlebar-handly Intuvia Display lets you switch modes while you're riding. Not only that, but it has a USB port to charge your phone – a navigational lifesaver.

Aside from all the high-tech stuff, the Motus Tour comes with all the fixings of a seriously good bike – from the easy-to-use hub gear system to the powerful hydraulic disc brakes. All our Motus Tour bikes also come kitted out with full mudguards, a built-in wheel lock, a kickstand and bright lights at the front and rear, promising you a safe, comfortable ride – all year round.


The route to work or the weekend trails. The leg-burning race or the lazy Sunday ride. Wherever you're going, whatever the reason, these wheels make sure getting there is the best bit – hills and all. Because it's not about the destination. It's about the journey. And with the Motus Tour, your journey will be an absolute blast.

### KEY FEATURES

**Hub Gears** - Hub gears enable you to shift while standing still. and require very little maintenance. They are known for their practicality and durability in all conditions.

**Bosch Active Line Motor** - Re-engineered Active Line Motor from Bosch - feather light and quiet.

**Bosch Intuvia Display** - Bosch displays show everything you need to know whilst riding.



**Bosch Intuvia**  
Bosch displays show everything you need to know whilst riding. The sophisticated Intuvia Display offers maximum clarity and convenience with the display screen placed in the centre of the handlebars for easy readability and the control unit is safely on the left handlebar.



**Hub Gears**  
Hub gears enable you to shift while standing still. and require very little maintenance. They are known for their practicality and durability in all conditions.



## MOTUS TOUR - Hub Gear - Low Step



Wheel Size :	26 inch
Colour Options :	● Grey or ○ White
Frame Sizes :	46 & 50cms
Frame Shape :	Low Step
Motor:	400WH Bosch Active Line
Battery Range :	104 miles approx.
RRP :	£2400
Gears :	7
Braking system :	Hydraulic Disc Brake
Battery Integration :	External



\* N.B. MOTUS TOUR Low Step model shares key features with MOTUS TOUR Crossbar model on previous page including Hub Gears; Bosch Active Line Motor & Bosch Intuvia Display





## MOTUS GRAND TOUR - Derailleur Gear - Crossbar



Wheel Size :	26 inch
Colour Options :	● Black
Frame Sizes :	48, 52 & 56cms
Frame Shape :	Crossbar
Motor:	500WH Bosch Active Line Plus
Battery Range :	135 miles approx.
RRP :	£2500
Gears :	9
Braking system :	Hydraulic Disc Brake
Battery Integration :	External

Cycling doesn't have to be all lycra shorts and sweating (unless that's what you're into). What if we told you you could enjoy all the benefits of a regular bike – the cooling breeze, the scenic detours, the fast-pass through traffic – without having your legs turn to jelly at the end? Well, now you can. Welcome to the Motus Grand Tour: the electric hybrid bike that turns grunting into gliding. All of the power, less of the pedalling.

The Motus Grand Tour is our most specced-out e-bike in the Motus range, giving you the freedom to go further and faster than you ever thought possible. Thinking you can't bike to the next city over? Think again. With power-assisted pedals boosting your pedal power by up to 270%, cross-country cycling isn't just possible – it's easy. And with a super-silent Active Line Plus motor, you can revel in the ride without the distracting hum of an engine.

When you're ready to kick things up a notch, you can tone down your pedal assistance on the Intuvia Display – no stopping necessary. This handlebar-handly unit also gives you eyes on your speed, battery life and remaining range, making tracking your journey home an easy, stress-free experience.

### KEY FEATURES

**Bosch 500WH PowerPack** - Lithium ion batteries offer an impressive life expectancy and will last at least 1000 full charges. The 500WH semi-integrated battery will allow you to ride for up to an impressive 135 miles on a single charge

**Bosch Active Line Plus Motor** - A little extra power output, offering extra assistance on moderate inclines. The Active Line Plus motor makes its first appearance on a Raleigh electric bike offering an almost completely noise free experience and a higher level of pedal rate detection to improve cycling efficiency so you can get the maximum enjoyment out of your journeys.

**Bosch Intuvia Display** - Bosch displays show everything you need to know whilst riding. The sophisticated Intuvia Display offers maximum clarity and convenience with the display screen placed in the centre of the handlebars for easy readability and the control unit is safely on the left handlebar.



### Bosch Intuvia

Bosch displays show everything you need to know whilst riding.

The sophisticated Intuvia Display offers maximum clarity and convenience with the display screen placed in the centre of the handlebars for easy readability and the control unit is safely on the left handlebar.



### Bosch Active Line Plus Motor

The Active Line Plus motor makes its first appearance on a Raleigh electric bike offering an almost completely noise free experience and a higher level of pedal rate detection to improve cycling efficiency so you can get the maximum enjoyment out of your journeys.

## MOTUS GRAND TOUR - Derailleur Gear - Open Frame



Wheel Size :	26 inch
Colour Options :	● Silver
Frame Sizes :	44, 48 & 52cms
Frame Shape :	Open Frame
Motor:	500WH Bosch Active Line Plus
Battery Range :	135 miles approx.
RRP :	£2500
Gears :	9
Braking system :	Hydraulic Disc Brake
Battery Integration :	External

## MOTUS GRAND TOUR - Derailleur Gear - Low Step



Wheel Size :	26 inch
Colour Options :	● Midnight Blue
Frame Sizes :	46, 50 & 54cms
Frame Shape :	Low step
Motor:	500WH Bosch Active Line Plus
Battery Range :	135 miles approx.
RRP :	£2500
Gears :	9
Braking system :	Hydraulic Disc Brake
Battery Integration :	External

\* N.B. MOTUS GRAND TOUR Open Frame & MOTUS GRAND TOUR Low Step models share key features with MOTUS GRAND TOUR Crossbar model on previous page including Bosch 500wh PowerPack & Bosch Intuvia Display





## MOTUS GRAND TOUR - Hub Gear - Crossbar



Wheel Size :	26 inch
Colour Options :	● Black
Frame Sizes :	48, 52 & 56cms
Frame Shape :	Crossbar
Motor:	500WH Bosch Active Line Plus
Battery Range :	128 miles approx.
RRP :	£2600
Gears :	7
Braking system :	Hydraulic Disc Brake
Battery Integration :	External

Cycling doesn't have to be all lycra shorts and sweating (unless that's what you're into). What if we told you that you could enjoy all the benefits of a regular bike – the cooling breeze, the scenic detours, the fast-pass through traffic – without having your legs turn to jelly at the end? Well, now you can. Welcome to the Motus Grand Tour: the electric hybrid bike that turns grunting into gliding. All of the power, less of the pedalling.

The Motus Grand Tour is our most specced-out e-bike in the Motus range, giving you the freedom to go further and faster than you ever thought possible. Thinking you can't cycle to the next town over? Think again. With power-assisted pedals boosting your pedal power by up to 270%, cross-country cycling isn't just possible – it's easy. And with a super-silent Active Line Plus motor, you can revel in the ride without the distracting hum of an engine.

When you're ready to kick things up a notch, you can tone down your pedal assistance on the Intuvia Display – no stopping necessary. This handlebar-handly unit also gives you eyes on your speed, battery life and remaining range, making tracking your journey home an easy, stress-free experience.

### KEY FEATURES

**Hub Gears** - Hub gears enable you to shift while standing still, and require very little maintenance. They are known for their practicality and durability in all conditions.

**Bosch 500WH PowerPack** - Lithium ion batteries offer an impressive life expectancy and will last at least 1000 full charges. The 500WH semi-integrated battery will allow you to ride for up to an impressive 135 miles on a single charge.

**Bosch Active Line Plus Motor** - A little extra power output, offering extra assistance on moderate inclines. The Active Line Plus motor makes its first appearance on a Raleigh electric bike offering an almost completely noise free experience and a higher level of pedal rate detection to improve cycling efficiency so you can get the maximum enjoyment out of your journeys.



**Bosch 500wh PowerPack**  
Lithium ion batteries offer an impressive life expectancy and will last at least 1000 full charges. The 500WH semi-integrated battery will allow you to ride for up to an impressive 135 miles on a single charge.




**Hub Gears**  
Hub gears enable you to shift while standing still, and require very little maintenance. They are known for their practicality and durability in all conditions.



## MOTUS GRAND TOUR - Hub Gear - Low Step



- Wheel Size : 26 inch
- Colour Options : ● Midnight Blue
- Frame Sizes : 46 & 50cms
- Frame Shape : Low Step
- Motor: 500WH Bosch Active Line Plus
- Battery Range : 128 miles approx.
- RRP : £2600
- Gears : 7
- Braking system : Hydraulic Disc Brake
- Battery Integration : External



\* N.B. MOTUS GRAND TOUR Open Frame & MOTUS GRAND TOUR Low Step models share key features with MOTUS GRAND TOUR Crossbar model on previous page including Bosch 500wh PowerPack & Bosch Intuvia Display





## CENTROS TOUR - Crossbar

Wheel Size :	26 inch
Colour Options :	● Black
Frame Sizes :	48, 52 & 56cms
Frame Shape :	Crossbar
Motor:	500WH Bosch Active Line Plus
Battery Range :	128 miles approx.
RRP :	£2800
Gears :	10
Braking system :	Hydraulic Disc Brake
Battery Integration :	Internal

Powered by a Bosch motor, the Centros Tour provides a power output of up to 270% of your pedal power, making effortless work of long rides. If you prefer to work up a sweat, you can tone down the pedal assistance and turn your ride into a workout, ready to power back up when your legs turn to jelly. With a large screen to change power levels and monitor your performance, you're in complete control of your wheels. All this tech is powered by a mega 500WH battery fully integrated into the frame, meaning you don't have to sacrifice on style.

Equipped with front suspension and the most comfortable saddle in the world, the Centros Tour gives you an unbelievably smooth ride. Along with its impressive tech, this electric hybrid bike comes equipped with integrated front and rear lights, a secure rear-wheel lock, disc brakes, mudguards, a kickstand and a pannier rack – everything you need to bike to new heights.

The Centros Tour lets you go further and faster than you ever thought possible. Grab your helmet, grab a map, and grab life by the bars.

### KEY FEATURES

**128 Miles on a Single Charge** - The 500WH fully-integrated battery will allow you to ride for up to an impressive 135 miles on a single charge and integrates seamlessly into the frame giving the e-bike a sleek finish

**Bosch Active Line Plus Motor** - The all new lightweight motor from Bosch performs over 1,000 measures a second and provides a maximum power output of up to 270% of your pedal power

**Bosch Intuvia Display** - Our most sophisticated system yet allows you to get the most from your ride with ease. The operating system is quick and easy to use and the central positioning and clear, large screen allows the rider to easily monitor the performance throughout a ride.



128 Miles on a Single Charge

The 500WH fully-integrated battery will allow you to ride for up to an impressive 135 miles on a single charge and integrates seamlessly into the frame giving the e-bike a sleek finish



Bosch Active Line Plus Motor

The all new lightweight motor from Bosch performs over 1,000 measures a second and provides a maximum power output of up to 270% of your pedal power



## CENTROS TOUR - Low Step



Wheel Size :	26 inch
Colour Options :	● Black
Frame Sizes :	46 & 50cms
Frame Shape :	Low Step
Motor:	500WH Bosch Active Line Plus
Battery Range :	128 miles approx.
RRP :	£2800
Gears :	10
Braking system :	Hydraulic Disc Brake
Battery Integration :	Internal

\* N.B. CENTROS TOUR Low Step model shares key features with CENTROS TOUR Crossbar model on previous page including Bosch Active Line Plus Motor; 500WH battery & Bosch Intuvia Display





## YUCATAN by WINORA - Crossbar

Wheel Size :	28 inch
Colour Options :	● Black
Frame Sizes :	48, 52, 56 & 60cms
Frame Shape :	Crossbar
Motor:	Yamaha 250 Watt
Battery Range :	43 miles approx.
RRP :	£2899
Gears :	10
Braking system :	Hydraulic Disc Brake
Battery Integration :	Internal

Our sleek Yucatan trekking ebikes are designed for the stylish adventurer who wants a reliable eBike that can handle open roads and easy trails. Whether for sporty, comfortable or simply spontaneous rides - our WINORA Yucatan 10 is ready when you are.

The powerful PW-ST motor from Yamaha with 70Nm, 10-speed gearing from Shimano and reliable disc brakes allow you to explore new routes and new territory for longer in total comfort. Sturdy 27,5" tyres from Continental and a suspension fork at the front will get you comfortably to your off-road destination.

It also has lights, mudguards and a sturdy carrier for everything you need for your next trip. Oh yes, it looks good too; the in-tube battery with 630Wh from Yamaha integrated in the frame gives the model a sporty and sleek silhouette so you will cut a good figure on every ride.

### KEY FEATURES

Motor - Reliable Yamaha, PW-ST System, 250W, 70 Nm, 25 km/h with Yamaha, Side Switch, 1.7" LCD, 7 function Display

Fork - SR Suntour, NEX E25-HLO , Lockout, Steel spring, Travel= 63 mm, Aluminium steerer tube 1 1/8" - 1 1/2" tapered

Brake (front) - Tektro, T275, 180 mm, 2-piston disc brake, Brake (rear) - Tektro, T275, 160 mm, 2-piston disc brake

Headset - Feimin, A-Head Tapered, Aluminium, Cartridge

Frame family - Winora, Aluminium 6061, Yamaha InTube 630, HD Interface, Aluminium 6061

Shift lever - Shimano, Deore M4100, Trigger switch, 10 Speed



Yamaha, Side Switch, 1.7" LCD, 7 function Display



Motor  
Reliable Yamaha, PW-ST System, 250W, 70 Nm, 25 km/h





**WINORA**





## STOW-E-WAY - Foldable

Wheel Size :	20 inch
Colour Options :	● Black or ○ White
Frame Sizes :	46cms
Frame Shape :	Low Step, Foldable
Motor:	250WH TranzX F15
Battery Range :	30 miles approx.
RRP :	£1595
Gears :	8
Braking system :	Alloy V Brake
Battery Integration :	External

Designed to be packed away at a moment's notice, the Stow-E-Way has all the power of a classic e-bike in a nifty, foldable model that'll fit just about anywhere. Powered by a lightweight TransX motor, this folding electric bike takes the sweat out of cycling, making zipping up hills as easy as racing along the flat.

The carefully selected 20" wheels offer the perfect balance between a smooth ride and space-saving storage, while the bike's easy-to-use closing mechanism lets you fold it up in seconds, ready to be stored in the boot, the bus, or the tiny shoe cupboard. The dimensions when folded are 880mm x 800mm x 440mm.

### KEY FEATURES

**250wh TranzX Battery** - The 250wh battery will provide a range of up to 50km and its small size means it can easily be removed and charged away from the bike.

**Folding Bike** - You can secure it in the luggage compartment on a train or in the boot of your car. It will easily fit under the stairs or sit compactly in the corner of the room so it's always available when you need it.

**TranzX Controls** - Handle-mounted power controls are placed close to the grips, so you can easily select from the power levels, and use the speed button to give you an extra boost for hills or when you're late for work!




**250wh TranzX Battery**  
The 250wh battery will provide a range of up to 50km and its small size means it can easily be removed and charged away from the bike.



**Stow-E-Way folds!**  
You can secure it in the luggage compartment on a train or in the boot of your car.  
It will easily fit under the stairs or sit compactly in the corner of the room so it's always available when you need it.





\*Basil bag not included



## COMFORT

BZP5302 / 03

### Memory Foam Seat Cover

Memory Foam Seat Cover combines the immediate comfort of Slow Fit Foam with a perfectly ergonomic surface shape. Increased comfort on every type of bicycle.

- Anatomical indent
- Medium or Large
- Slow fit foam padding - creating more uniform pressure distribution while maintaining effective support



### BZP5085 Royalgel Seat Cover

If you are curious to experience the comfort of a padded gel saddle, our Gel Seat Cover is the accessory you need. Elevated textile patches combine to create an anatomical ridge for perineal comfort.



- Anatomical indent
- Ultra-gel padding
- Draw string design - will fit almost any saddle
- Medium size is designed for saddle sizes upto 155mm wide

TA103LV

### XLC TUBE 700X18-25C

- 60mm Presta valve

TA106

### XLC TUBE 27.5X2.10-2.35

- Presta valve

TA105

### XLC TUBE 700X32/38C

- Schrader valve

TA100

### XLC TUBE 26X1.75-2.125

- Schrader valve



## SECURITY

ALA068

### Absolute 5-90 lock

The AXA Absolute 5-90 is a chain lock for everyday use, perfect for short to mid-term parking or for use as a secondary bike lock.

- Safety Index: 7
- 2 keys
- Strong polyester sleeve to prevent damage
- Chain Length: 90 cm
- Hardened steel chain
- Integrated lock housing with automatic click
- Link Diameter: 5 mm
- Keycover to protect from moist and dirt
- Stainless steel details
- International online key service
- Cutting force up to 35 kN



2502332600

### Combination Cable Lock

- X2P double bolt
- Dust protection
- Security level 2 / 3 / 4
- With Snap Lock QR bracket
- Body - double rubber coating
- Easy to operate even with gloves
- Ball bearing combination lock system
- SBC (Steel Ball Combo) - adjustable numeric code
- Cable elasticity stable even in cold temperatures



ART100

### TS LEVER+ multi tool

- Nylon tire lever
- 4mm & 5mm hex
- #25 torx
- #2 phillips
- 3M MicroVelcro 15" strap



## TF2 LUBRICANTS / PUNCTURE REPAIR

WEL3056

### TF2 Ultra Dry Chain Wax (100ml)

Dry Wax lubricant for cycle chains working in tough exposed environments.

- Tenacious penetrating action
- Excellent dirt repelling properties
- Water resistant and anti-corrosive
- Reduces chain noise
- Works in all conditions



WEL3015

### TF2 Teflon Lube 400ml Spray

The No.1 worldwide best selling Teflon surface protector spray in a 400ml aerosol.

- Teflon surface protector
- Coating with high lubricity
- Built-in repellent to disperse water
- High penetration into bearing surfaces of chain
- Repels dirt and cleans surfaces
- Leaves a protective film
- Also suitable for motorcycles, cars, boats, etc



SLIME-8

Slime tube sealant seeks out and instantly seals tread area punctures up to 1/8" (3mm) using Fibro-Seal technology. Install in your bicycles, dirt bikes, wheelbarrows, riding mowers and more, and enjoy two years of continuous flat tire protection.

When a puncture occurs, our patented sealant is carried directly to the puncture. The pressure of the escaping air forces the particles into the opening, where they build up and intertwine to form a long-lasting, flexible plug.

- Instantly seals up to 3mm punctures
- Non-toxic
- Non Flammable
- Cleans with water
- Stops slow leaks
- Seals punctures for up to 2 years



2500383100

## XLC V-Brake shoe BS-V01

- Standard V-brake pads (Shimano compatible)
- Optimized compound for reduced wear
- 2 colours indicate limit of wear
- Maximum stopping power
- 4 piece set (2 pairs)
- Length: 70mm



500385800

## Road Brake shoe BS-R01

- Value road brake shoe with excellent performance
- 50mm long black single compound
- 4 piece set (2 pairs)



2500393800

## Organic Disc Pads DEORE M485

- Shimano Deore M485, Tektro and XLC brakes
- Organic Disc Pads

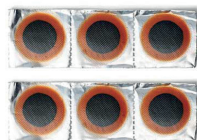


ART334

## Raleigh Feather Edge Puncture Repair Kit

A puncture repair kit with patches, rubber solution and glass paper for using to repair punctures, contained in a storage box and ideal for carrying with you.

- 6 assorted feather edge patches
- 5g rubber solution
- Glass paper
- Instruction leaflet



2509281020

## XLC Street XPP 700X35C Reflex

- Low rolling resistance tyre
- Suitable for wet & dry conditions
- Reflective side wall
- 24 TPI puncture protection
- Available in different size options
- Intended use: Urban/Tour
- Available in different colour options



2501955000

## XLC Gamma Plastic Floor Pump

- Large, clear 3,5" gauge
- Psi- and bar- display
- 800 mm pump hose
- 'Dual-Head'-pumphead
- Comfortable pump grip
- Robust plastic pedestal
- Plastic housing, steel shaft



2501954903 RED

2501954901 WHITE 2501954900 BLACK

## Delta Track Pump

- Stable floor pump with large pump volume
- Plastic casing, steel shaft
- 2" Manometer with psi- and bar- display
- With 'Dual-Head'-pump head with
- 600 mm pump tube
- Robust plastic stand



## BASKETS

BAS11242

### Basil Bold front basket with handlebar holder.

This basket comes in classic black and boasts a sturdy fine mesh steel construction, with a user-friendly design that ensures it's readily removable.

- KF handlebar holder (BAS70177) included
- 28 x 34 x 27cm (External dimension)
- Steel mesh
- Removable
- Max load 5kg



### ADe9506 Adie Front Mesh Basket With Holder

A front black mesh cycle basket for convenient carrying of items, and suitable for all road and mountain bicycles.

- Suitable for most road and mountain bikes
- Width 34cm x Height 25cm x Depth 26cm
- Features a convenient carry handle
- Made from black mesh
- Metal holder







**RALEIGH**

**4 SEASONS** UK  
E-BIKE / GOLF CART CENTRE

YOUR LOCAL RALEIGH DEALER IN SURREY


257 Guildford Road, Effingham, Surrey. KT24 5NP

Tel : 01372 385 960

Email : [sales@4seasonsuk.co.uk](mailto:sales@4seasonsuk.co.uk)

Web : [www.4seasonsuk.co.uk](http://www.4seasonsuk.co.uk)

 @4seasons\_uk

 @4seasons\_uk